



THIELE®

THIELE



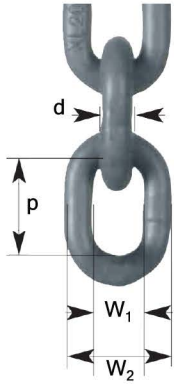
Grade 100 Chain
Grade 100 Components
Lifting Point

Scan to download
E-Catalog





(XL-200) Grade 100 Round Steel Link Chain - Model TWN 0072



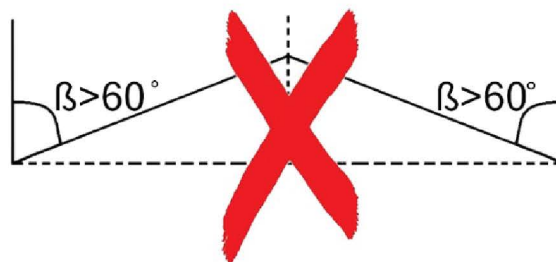
Trade Size	Rated Load (ton)	Dimension (mm)				Net Weight (kg/m)
		d	p	W1	W2	
6-10	1.4	6.0	18.0	8.4	22.2	0.8
8-10	2.6	8.0	24.0	11.3	29.6	1.5
10-10	4.0	10.0	30.0	13.4	37.0	2.3
13-10	6.8	13.0	39.0	18.0	48.1	3.9
16-10	10.3	16.0	48.0	21.4	59.2	5.8

- * Factor = Rated Load : Test Load : Breaking Load = 1 : 2 : 4
- * Working Temperature : -40°C to 205°C
- * According to ASTM 973 and DIN EN 818 Standards
- * Elongation at break : min. 20%

Rated Load for Direct Sling in (ton)

Rated Load for Direct Sling (ton)		1-Leg	2-Leg		3-Leg and 4-Leg	
Inclination Angle		$\beta = 0^\circ$	$0^\circ < \beta \leq 45^\circ$	$45^\circ < \beta \leq 60^\circ$	$0^\circ < \beta \leq 45^\circ$	$45^\circ < \beta \leq 60^\circ$
Load Factor		1.0	1.4	1.0	2.1	1.5
Trade Size	Chain Size (mm)	1.0	1.4	1.0	2.1	1.5
6-10	6.0	1.4	2.0	1.4	3.0	2.12
8-10	8.0	2.5	3.55	2.5	5.3	3.75
10-10	10.0	4.0	5.6	4.0	8.0	6.0
13-10	13.0	6.7	9.5	6.7	14.0	10.0
16-10	16.0	10.0	14.0	10.0	21.2	15.0

Inclination Angle (β) over 60° are prohibited.



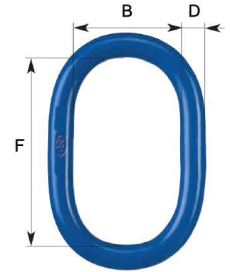
Grade 100 Components

TWN 1813 & 1814 & 1820



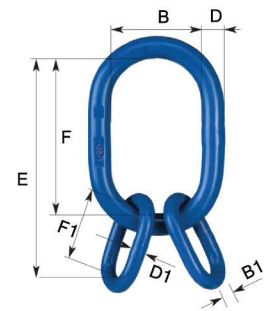
Grade 100 Master Link Form A - Model TWN 1813

Trade Size / Chain Size (mm)		Rated Load (ton)	Dimension (mm)			Net Weight (kg)
1-Leg	2-Leg		D	F	B	
6-10 (7-10)	6-10	2.5	13	90	50	0.29
8-10	(7-10)	4.0	16	110	60	0.53
10-10	8-10	5.0	18	130	70	0.79
-	10-10	6.0	20	140	80	1.10
13-10	-	7.1	22	160	90	1.50
16-10	13-10	10.0	26	180	100	2.30
(18-10)	16-10	15.0	32	230	125	4.40



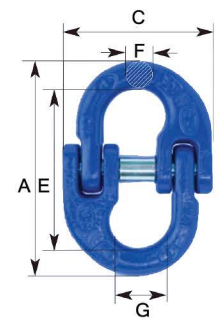
Grade 100 Master Link Assembly - Model TWN 1814

Trade Size	Chain Size (mm)	Rated Load (ton)	Dimension (mm)							Net Weight (kg)
			D	F	B	E	D1	F1	B1	
6-10	6.0	4.0	16	110	60	170	13	60	30	0.94
8-10	8.0	6.0	20	140	80	210	16	70	35	1.80
10-10	10.0	10.0	26	180	100	270	20	90	45	3.80
13-10	13.0	15.0	32	230	125	350	26	120	60	7.70
16-10	16.0	23.6	40	290	160	420	28	130	65	13.00



Grade 100 Connecting Link - Model TWN 1820

Trade Size	Chain Size (mm)	Rated Load (ton)	Dimension (mm)					Net Weight (kg)
			A	C	E	F	G	
6-10	6.0	1.4	61	38.5	45	8	14	0.07
8-10	8.0	2.5	85	55	62	10	19	0.20
10-10	10.0	4.0	97	66.5	72	13	24	0.35
13-10	13.0	6.7	125	82.5	87	17	28	0.74
16-10	16.0	10.0	146	109	105	21	34	1.20



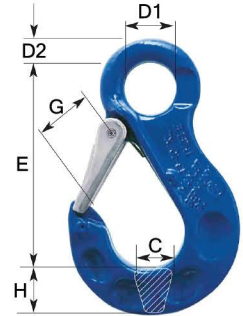


THIELE®

Grade 100 Components TWN 1841/1 & 1840/1 & 1830

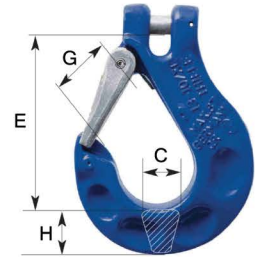
Grade 100 Eye Sling Hook with Latch - Model TWN 1841/1

Trade Size	Chain Size (mm)	Rated Load (ton)	Dimension (mm)						Net Weight (kg)
			E	D1	D2	G	H	C	
6-10	6.0	1.4	92	21	11	20	20	17	0.36
8-10	8.0	2.5	118	28	14	27	25	20	0.76
10-10	10.0	4.0	146	36	18	34	32	29	1.50
13-10	13.0	6.7	168	42	21	41	41	35	2.55
16-10	16.0	10.0	210	54	25	48	50	41	4.65



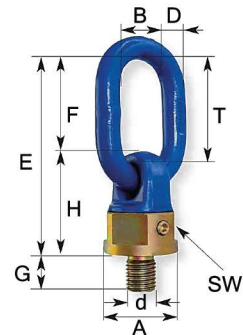
Grade 100 Clivis Sling Hook with Latch - Model TWN 1840/1

Trade Size	Chain Size (mm)	Rated Load (ton)	Dimension (mm)				Net Weight (kg)
			E	G	H	C	
6-10	6.0	1.4	76	20	20	17	0.36
8-10	8.0	2.5	94	27	25	22	0.76
10-10	10.0	4.0	114	34	32	28	1.41
13-10	13.0	6.7	134	41	41	35	2.48
16-10	16.0	10.0	162	48	50	42	4.40



Grade 100 X-TREME Lifting Swivel - Model TWN 1830

Trade Size	Screw Size [d x G]	Rated Load (ton)			Dimension (mm)								Net Weight (kg)
		Vertical Y	Extreme Z	Hinged X	E	F	B	T	D	H	SW	A	
X-TRE 1.40	M16 x 20	2.8	1.4	1.7	101	47	33	55	13	55	36	39	0.50
X-TRE 2.50	M20 x 25	5.3	2.5	2.8	121	59	34	70	16	63	46	50	0.94
X-TRE 3.50	M24 x 30	7.0	3.5	4.0	148	72	40	85	18	76	50	57	1.50
X-TRE 5.30	M30 x 40	10.0	5.3	6.3	171	83	50	100	22	88	65	73	2.72



Rated Load for X-TREME Lifting Point (ton)	1-Leg		2-Leg				3-Leg and 4-Leg			
Inclination Angle	$\beta=0^\circ$	$\beta=90^\circ$	$\beta=0^\circ$	$\beta=90^\circ$	$0^\circ < \beta \leq 45^\circ$	$45^\circ < \beta \leq 60^\circ$	Asymmetry	$0^\circ < \beta \leq 45^\circ$	$45^\circ < \beta \leq 60^\circ$	Asymmetry
Screw Size										
M16	2.8	1.7	5.6	3.4	2.4	1.7	1.7	3.6	2.6	1.7
M20	5.3	2.8	10.6	5.7	4.0	2.8	2.8	5.9	4.2	2.8
M24	7.0	4.0	14.0	8.0	5.7	4.0	4.0	8.5	6.0	4.0
M30	10.0	6.3	20.0	12.6	8.9	6.3	6.3	13.4	9.5	6.3

