

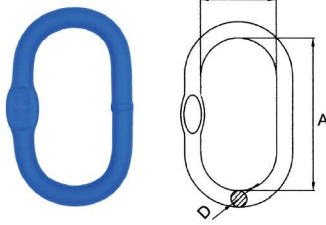


- Grade 100 Components
- Stainless Components
- Lifting Point
- Cable Trolley
- Push Button Switch
- Power Rail
- Crane Accessory
- Load Binder
- Balancer
- Hand Winch
- Snatch Block
- Other Accessories

Scan to download
E-Catalog

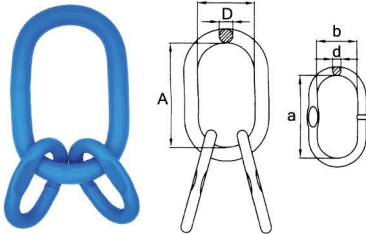


Grade 100 Master Link - Model GQ001



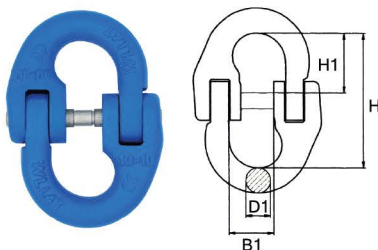
Trade Size	Chain Size (mm)		Rated Load $0^\circ < \beta \leq 45^\circ$ (ton)	Dimension (mm)			Net Weight (kg)
	1-Leg	2-Leg		D	A	B	
76 - 10	6.0 (7.0)	6.0	2.3	13	110	60	0.34
87 - 10	8.0	7.0	3.5	16	110	60	0.53
108 - 10	10.0	8.0	5.0	18	135	75	0.86
1310 - 10	13.0	10.0	7.6	23	160	90	1.60

Grade 100 Master Link Assembly - Model GQ023



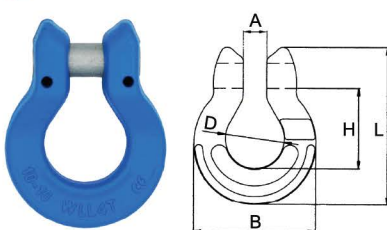
Trade Size	Chain Size (mm) 3-Leg and 4-Leg	Rated Load $0^\circ < \beta \leq 45^\circ$ (ton)	Dimension (mm)						Net Weight (kg)
			D	A	B	d	a	b	
6 - 10	6.0	3.0	19	135	75	13	84	25	1.30
8 - 10	8.0	5.3	23	160	90	16.5	70	35	2.33
10 - 10	10.0	8.0	27	180	100	19	85	40	3.70
13 - 10	13.0	14.0	33	200	110	23	115	50	6.50

Grade 100 Connecting Link - Model GQ005



Trade Size	Chain Size (mm)	Rated Load (ton)	Dimension (mm)				Net Weight (kg)
			B1	D1	H1	H	
6 - 10	6.0	1.4	15.2	7.5	18.0	45.5	0.08
8 - 10	8.0	2.5	19.5	9.3	25.0	62.0	0.18
10 - 10	10.0	4.0	25.0	11.8	28.0	69.8	0.34
13 - 10	13.0	6.7	30.0	15.0	37.0	89.0	0.68

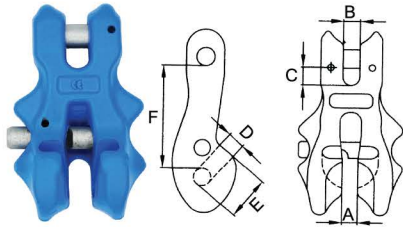
Grade 100 Omega Link - Model GQ007



Trade Size	Chain Size (mm)	Rated Load (ton)	Dimension (mm)					Net Weight (kg)
			A	B	D	H	L	
6 - 10	6.0	1.4	8.0	41	20.5	25.5	52	0.12
8 - 10	8.0	2.5	10.0	52	23.5	34.0	68	0.22
10 - 10	10.0	4.0	12.0	62	31.5	40.5	81	0.36
13 - 10	13.0	6.7	15.5	81	41.0	54.0	108	0.71

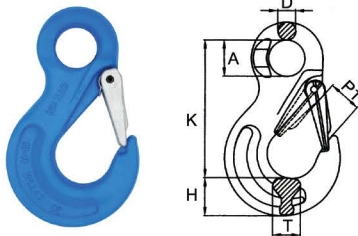
Grade 100 Components Stainless Components

Grade 100 Clevis Chain Clutch with Shelf Pin - Model GQ035



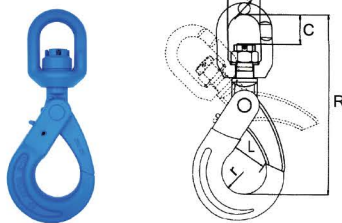
Trade Size	Chain Size (mm)	Rated Load (ton)	Dimension (mm)						Net Weight (kg)
			A	B	C	D	E	F	
6 - 10	6.0	1.4	7	7	10	18	18	50	0.30
8 - 10	8.0	2.5	10	10	10	24	24	56	0.50
10 - 10	10.0	4.0	12	12	12	28	28	66	0.90
13 - 10	13.0	6.7	15	15	16	39	39	88	2.10

Grade 100 Eye Sling Hook with Latch - Model GQ004



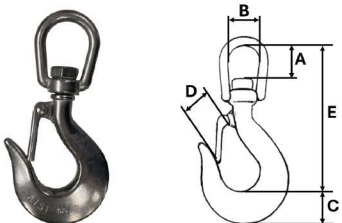
Trade Size	Chain Size (mm)	Rated Load (ton)	Dimension (mm)						Net Weight (kg)
			A	D	H	K	P1	T	
6 - 10	6.0	1.4	20	10.5	21.0	85.0	16	15.0	0.31
8 - 10	8.0	2.5	25	11.8	28.9	104.5	21	18.6	0.61
10 - 10	10.0	4.0	34	17.0	35.0	129.2	27	26.0	1.25
13 - 10	13.0	6.7	43	19.0	42.0	166.0	35	34.8	2.32

Grade 100 Swivel Self Locking Safety Hook - Model GQ012



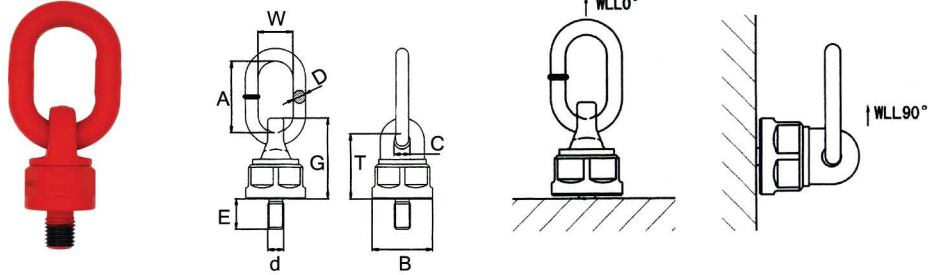
Trade Size	Chain Size (mm)	Rated Load (ton)	Dimension (mm)						Net Weight (kg)
			B	C	D	L	R	r	
6 - 10	6.0	1.4	32	24.5	11.5	28.3	149.5	16.5	0.75
8 - 10	8.0	2.5	35	25.4	12.7	33.7	182.0	21.0	1.25
10 - 10	10.0	4.0	42	32.2	15.0	43.1	215.5	27.5	2.00
13 - 10	13.0	6.7	49	43.0	17.5	50.9	265.5	33.6	4.00

Grade 316 Stainless Steel Sling Hook with Latch



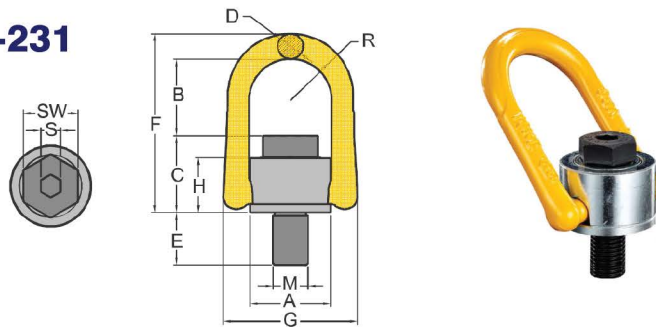
Trade Size	Rated Load (ton)	Dimension (mm)					Net Weight (kg)
		A	B	C	D	E	
0.5 ton	0.5	29	22	24	20	109	0.26
1.0 ton	1.0	30	30	30	19	131	0.51

Grade 80 Lifting Swivel - Model GS503



Model [d x Pitch]	Rated Load (ton)		Dimension (mm)								Net Weight (kg)
	Vertical - 0°	Hinge - 90°	E	A	B	C	D	G	T	W	
M 12 x 1.75	1.00	0.50	18	55	36	15.5	13	52	44	30	0.46
M 16 x 2.00	2.00	1.12	20								0.50
M 20 x 2.50	4.00	2.00	30	85	60	22.5	18	81	69	40	1.57
M 24 x 3.00	6.30	3.15									1.61

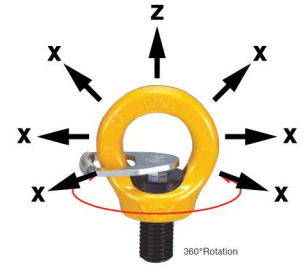
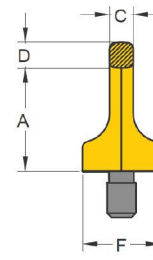
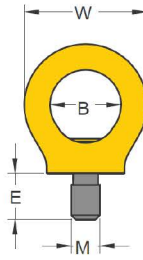
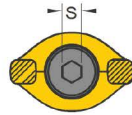
Anchor Point - Model 8-231



Model [d x Pitch]	Rated Load (ton)	Dimension (mm)											Net Weight (kg)
		E	B	C	A	D	F	G	H	R	S	SW	
M 8 x 1.25	0.5	12	42	28	33	11	80	58	23	17	6	13	0.3
M 10 x 1.5	0.7	15	41	29							6	17	0.3
M 12 x 1.75	1.0	18	40	31							8	19	0.3
M 14 x 2.00	1.5	21	56	45	51	17	117	90	36	27	10	22	0.9
M 16 x 2.00	2.0	24	54	46							10	24	0.9
M 18 x 2.50	2.5	27	78	57	65	20	153	108	44	34	12	30	1.9
M 20 x 2.50	4.0	30	52	49	51	17	117	90	36	27	12	30	1.0
M 24 x 3.00	5.0	36	81	59	72	22	162	125	44	37	14	36	2.6
M 27 x 3.00	5.6	38	96	79	87	30	205	148	62	46	17	41	4.9
M 30 x 3.50	7.8	48	94	81							17	46	5.0
M 36 x 4.00	12.5	54	112	98	110	38	246	188	75	57	22	55	9.6
M 42 x 4.50	15.6	63	101	109					83		24	65	10.9
M 48 x 5.00	20.0	72	97	113					27	75	11.6		
M 56 x 5.50	22.0	84	113	123	123	38	273	202	91	64	---	85	15.0
M 64 x 6.00	22.5	96	112	124							---	95	16.3


Key Eye Point - Model 8-291K

YOKE



Model [d x Pitch]	Rated Load (ton)		Dimension (mm)								Net Weight (kg)
	Vertical - Z	Hinge - X	E	A	B	C	D	F	S	W	
M 8 x 1.25	1.0	0.3	12	38	25	9	9	25	6	44	0.1
M 10 x 1.50	1.0	0.4	15								
M 12 x 1.75	2.0	0.75	18	45	30	10	11	33	8	52	0.2
M 16 x 2.00	4.0	1.5	24	52	35	14	13	35	10	61	0.4
M 20 x 2.50	6.0	2.3	30	60	40	16	15	44	12	70	0.6
M 24 x 3.00	8.0	3.2	36	72	49	19	18	53	14	84	1.1
M 30 x 3.50	12.0	4.5	45	91	61	24	22	62	17	105	2.1
M 36 x 4.00	16.0	7.0	54	110	73	29	27	76	22	126	3.7
M 42 x 4.50	24.0	9.0	63	128	83	34	32	89	24	147	5.8
M 48 x 5.00	32.0	12.0	72	145	95	38	37	105	27	168	8.6
M 56 x 5.50	34.0	16.0	84	148	102	40	43	124	27	178	11.0
M 64 x 6.00	36.0	18.0	96								11.8

Zinc Plated Eye Bolt (Metric Thread - DIN Standard)




Trade Size [d x Pitch]	Rated Load (ton)	Dimension (mm)		Net Weight (kg)
		D	L	
M 6 x 1.00	0.09	19	15	0.05
M 8 x 1.25	0.14	18	13	0.06
M 10 x 1.50	0.23	23	13	0.11
M 12 x 1.75	0.34	27	20	0.18
M 14 x 2.00	0.50	27	21	0.28
M 16 x 2.00	0.70	32	28	0.29
M 18 x 2.50	0.93	32	28	0.33
M 20 x 2.50	1.20	39	30	0.45
M 22 x 2.50	1.50	37	30	0.67
M 24 x 3.00	1.80	50	35	0.87
M 30 x 3.50	3.60	55	45	1.66
M 36 x 4.00	5.10	70	55	2.65
M 42 x 4.50	7.00	75	65	4.1
M 48 x 5.00	8.60	88	70	6.2
M 64 x 6.00	16.0	114	93	12.4

Zinc Plated Eye Bolt (Metric Thread - JIS Standard)

Trade Size [d x Pitch]	Rated Load (ton)	Dimension (mm)		Net Weight (kg)
		D	L	
M 8 x 1.25	0.08	20	50	0.05
M 10 x 1.50	0.15	25	50	0.08
M 12 x 1.75	0.22	30	50	0.14
M 16 x 2.00	0.45	35	50	0.26
M 20 x 2.50	0.63	40	50	0.40
M 24 x 3.00	0.95	50	65	0.80



*** All Dimension and Net Weight ***
could be changed without notice.



Zinc Plated Eye Nut
are also available.



Stainless Steel types
(SUS304 & SUS316)
are also available.

Cable Trolley - Model CK



CK - 0



CK - 10 ZZ



CK - 100



CK - 200



B - 01



B - 02



B - 03



B - 04



B - 05



B - 06

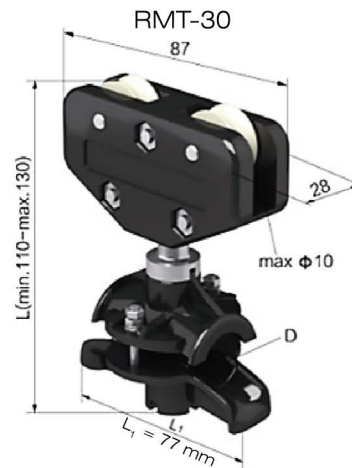
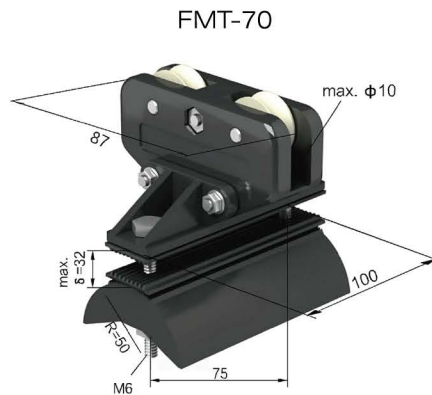


B - 01 RF

Model	Hanger			Base		
	Part No.	Wire Rope Dia. (mm)	Traversing Rail Width (mm)	Part No.	Round Cable Dia. / Flat Cable Width	No. of Round Cable / Flat Cable Thickness
CK - 01	CK - 0	3.0 - 8.0	---	B - 01	10 - 20 mm	1
CK - 02				B - 02	10 - 20 mm	2
CK - 03				B - 03	20 - 30 mm	1
CK - 01 RF				B - 01 RF	Round : 10 - 20 mm Flat : 50 mm	Round : 1 Flat : 10 mm
CK - 11 ZZ	CK - 10 ZZ	5.0 - 16.0	---	B - 01	10 - 20 mm	1
CK - 12 ZZ				B - 02	10 - 20 mm	2
CK - 13 ZZ				B - 03	20 - 30 mm	1
CK - 14 ZZ				B - 04	30 - 45 mm	1
CK - 15 ZZ				B - 05	20 - 35 mm	2
CK - 16 ZZ				B - 06	45 - 70 mm	1
CK - 11 RF				B - 01 RF	Round : 10 - 20 mm Flat : 50 mm	Round : 1 Flat : 10 mm
CK - 101	CK - 100	---	75 - 100	B - 01	10 - 20 mm	1
CK - 102				B - 02	10 - 20 mm	2
CK - 103				B - 03	20 - 30 mm	1
CK - 104				B - 04	30 - 45 mm	1
CK - 105				B - 05	20 - 35 mm	2
CK - 106				B - 06	45 - 70 mm	1
CK - 101 RF				B - 01 RF	Round : 10 - 20 mm Flat : 50 mm	Round : 1 Flat : 10 mm
CK - 201	CK - 200	---	125 - 150	B - 01	10 - 20 mm	1
CK - 202				B - 02	10 - 20 mm	2
CK - 203				B - 03	20 - 30 mm	1
CK - 204				B - 04	30 - 45 mm	1
CK - 205				B - 05	20 - 35 mm	2
CK - 206				B - 06	45 - 70 mm	1
CK - 201 RF				B - 01 RF	Round : 10 - 20 mm Flat : 50 mm	Round : 1 Flat : 10 mm

Cable Trolley for Wire Rope

KOMAY



Model	Dia. of Wire Rope	Dimension of Cable	Max. Weight of Cable (kg)	Temperature Resistance	Max. Travelling Speed (m/min)	Net Weight (kg)
FMT-70	6 - 8 mm (Max. 10 mm)	Flat : Max. Width 75 mm , Max. Thickness 32 mm	12.0	-30°C to +100°C	120	0.2
RMT-30		Round : Max. Dia. 30 mm	8.0			0.2

Other Type of Cable Trolley



Model	Traversing Rail Type	Beam Width (mm)	Dia. of Cable (mm)
CH-2090-1 (2-wheel)	Straight Track	75 / 100 / 125 / 150	10
CH-2090-2 (3-wheel)		95 / 120 / 145	

Model	Beam Width (mm)	Dia. of Cable (mm)
KY-OIW075100	75 - 100	10 - 20
KY-OIW125150	125 - 150	



Model	Traversing Rail Type	Round Cable Dia. / Flat Cable Width	No. of Round Cable / Flat Cable Thickness
HS-C30	C30 Track (30 x 32 mm)	10 - 20 mm	Round : 10 - 20 mm
HS-C30RF		Round : 10 - 20 mm Flat : 50 mm	Round : 1 Flat : 10 mm

Model	Dia. of Wire Rope (mm)	Dia. of Cable (mm)
DM-01S	5 - 6 mm	10 & 12
DM-01L		14 & 16

Pendant Type Push Button Switch



Type of Button	Operation	Up - Down : 1-speed / 2-speed
		East - West : 1-speed / 2-speed
		North - South : 1-speed / 2-speed
	Safety	Emergency switch
	On / Off	On - Off
		Start - Stop
		Key Switch
		Selector : 2-position / 3-position
	Lamp	Pilot Lamp : 12V / 24V / 48V / 220V / 380V

Radio Remote Type Push Button Switch



Type of Button	Operation	Up - Down : 1-speed / 2-speed
		East - West : 1-speed / 2-speed
		North - South : 1-speed / 2-speed
	Safety	Emergency switch
	On / Off	On - Off
		Start - Stop
Power Supply	AC	24V / 48V / 220V / 380V
	DC	12V / 24V

Power Rail

High Tro-reel & Tro-reel



High Tro-reel type Power Rail

3P / 4P / 6P Hanger Clamp

3P / 4P / 6P 75A / 100A / 150A / 200A High Tro-reel Rail

3P / 4P / 6P Middle Power Feed-in

3P / 4P / 6P End Tension & Power In

Fix Square Bar

30A / 60A / 100A Carbon Brush

Tro-reel type Power Rail

3P / 4P / 6P Hanger Clamp

3P / 4P / 6P 75A / 100A / 150A / 200A Tro-reel Rail

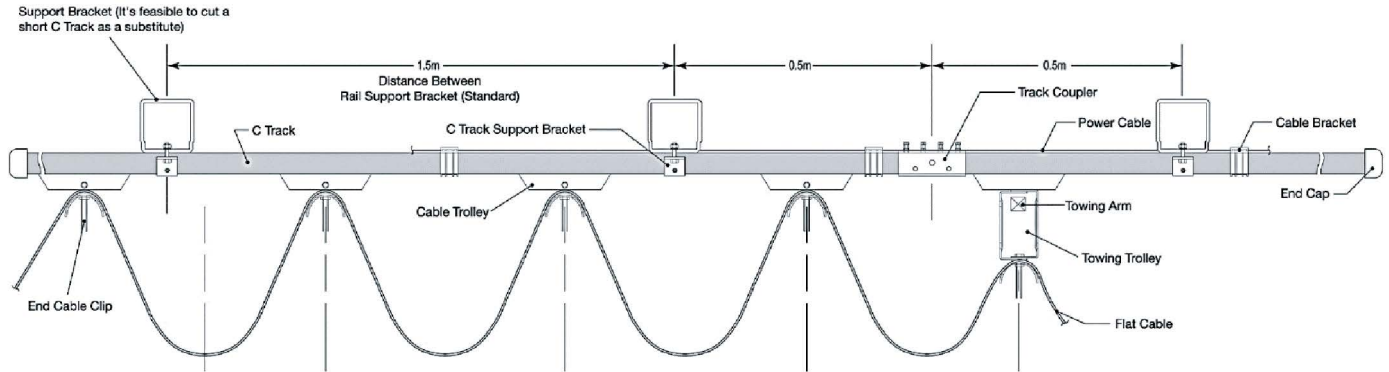
3P / 4P / 6P Middle Power Feed-in

3P / 4P / 6P End Tension & Power In

Fix Square Bar

30A / 60A / 100A Carbon Brush

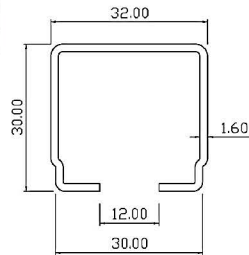
C-rail Type Power Rail



C30 : H 30 mm x W 32 mm



C30 Track



C30 Support Bracket



C30 Track Coupler



C30 End Cap



C30 End Cable Clip



C30 Cable Trolley (Plastic)



C30 Cable Trolley (Steel)



C30 Towing Trolley



C30 Cable Connected Trolley (16P)



C30 Track Clip



C30 Towing Arm

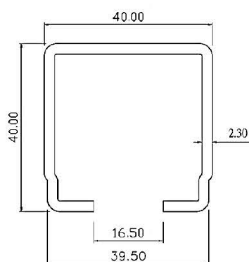


C30 End Stop

C40 : H 40 mm x W 40 mm



C40 Track



C40 End Cable Clip



C40 Cable Trolley (Steel)



C40 Towing Trolley

*** Stainless Steel "SUS304" Material is also available ***

Rotating Limit Switch for 2-speed Traversing Crane



Model	No. of Contact	Rated Insulation Voltage [UI]	Rated Impact Withstand Voltage [UIMP]	Protection Level	Duty of Contact
XLSP54D-PP	CW : 1NC + 1NC CCW : 1NC + 1NC	500 V (Pollution Degree 3)	6 kV	IP65	AC-15 (240VAC 3A)

*** According to EN/IEC 60947-5-1

Warning Light (with Buzzer)

Qlight



Model	Bulb	Buzzer	Voltage	Dimension	Len Color	Protection Level
S100U	24V 10W (24VDC) 12V 10W (220VAC) (LED is optional)	---	24VDC 220VAC	Dia. 100 mm Height 152 mm	Red / Amber Green / Blue	IP44
S100U-BZ		Max. 90dB at 1 m				

*** 48VAC voltage is available (modified).

Current Type Load limiter



No. of Coil	Load Current (A)	No. of Contact	Duty of Contact	Starting Time (s)	Buffering Time (s)	Overload Actuation Time (s)	Working Temp.
2 (H+L)	0.5 - 99.9	2 (1NO/1NC)	250VAC 10A	0.1 - 25	0.1 - 25	0.1 - 25	-25°C to +60°C

Knock down Type Crane End Stop



Beam Width (mm)	Flange Thickness (mm)	Length of Rod (mm)	Max. Speed of Trolley (m/min)	Net Weight (kg)
75 - 300	7 - 25	370	25.0	2.5

Spring Cable Reel

KYEC 坤溢企業



Model	Max. Length [Horizontally Furl]	Max. Poles	Max. Current	Net Weight (kg) [Excluding Cable]
CRS 1	3C x 2.0Sq.mm. ; L=10m	8P	15A	8
CRS 11	3C x 2.0Sq.mm. ; L=13m	8P	15A	10
CRS 2W	3C x 3.5Sq.mm. ; L=18m	12P	30A	14
CRS 216W	3C x 5.5Sq.mm. ; L=16m	12P	30A	16
CRS 3W	3C x 3.5Sq.mm. ; L=25m	12P	30A	18
CRS 4W	3C x 5.5Sq.mm. ; L=18m	16P	40A	32
CRS 4T	3C x 5.5Sq.mm. ; L=27m	16P	40A	41
CRS 4F	3C x 5.5Sq.mm. ; L=38m	16P	40A	45
CRS 4F20	3C x 14.0Sq.mm. ; L=22m	4P	40A	46

Ratchet Type Load Binder



Trade Size	Chain Dia. (mm)	Rated Load (ton)	Min. Breaking Strength (ton)	Net Weight (kg)
5/16" - 3/8"	8.0 - 10.0	2.45	8.62	4.8
3/8" - 1/2"	10.0 - 13.0	4.17	15.0	5.9
1/2" - 5/8"	13.0 - 16.0	5.90	20.9	6.6

Lever Type Load Binder



Trade Size	Chain Dia. (mm)	Rated Load (ton)	Min. Breaking Strength (ton)	Net Weight (kg)
5/16" - 3/8"	8.0 - 10.0	2.45	8.62	3.8
3/8" - 1/2"	10.0 - 13.0	4.17	15.0	5.5
1/2" - 5/8"	13.0 - 16.0	5.90	20.9	8.9

Spring Balancer - Standard



Model	Rated Load (kg)	Wire Rope		Net Weight (kg)
		Stroke (m)	Dia. (mm)	
TSB-1N	0.5 - 1.5	2.0	1.9	0.3
TSB-1	0.5 - 1.5	1.0	1.9	0.45
TSB-3	1.0 - 3.0	1.65	3.18	1.4
TSB-6.5	3.0 - 6.5	1.65	3.18	1.6
TSB-9	4.5 - 9.0	1.3	4.0	3.4
TSB-15	9.0 - 15.0	1.3	4.0	3.8
TSB-22	15.0 - 22.0	1.5	4.76	7.2
TSB-30	22.0 - 30.0	1.5	4.76	7.6
TSB-40	30.0 - 40.0	1.5	4.76	9.8
TSB-50	40.0 - 50.0	1.5	4.76	10.4
TSB-60	50.0 - 60.0	1.5	4.76	11.6
TSB-70	60.0 - 70.0	1.5	4.76	11.8

*** Only TSB-1N has plastic body, others are steel.

Spring Balancer - Long Stroke



Model	Rated Load (kg)	Wire Rope		Net Weight (kg)
		Stroke (m)	Dia. (mm)	
STL-0	0.5 - 1.5	2.0	1.9	0.9
STL-3	1.5 - 3.0	2.7	3.0	2.0
STL-5	2.5 - 5.0	2.7	3.0	2.1

Hand Winch



Model	Rated Load (kg)	Brake Type
W06-516G	725	Brake Disc
HW-1200	540	Pawl & Ratchet
HW-1600	725	
HW-2000	900	
HW-2500	1,130	

Portable Hand Puller



Model	Rated Load (ton)		Wire Rope			Net Weight [with Case] (kg)
	Horizontal Pulling	Vertical Lifting	Dia. (mm)	No. of falls	Length (m)	
HP-01P-2	0.5 (1.0)	0.25 (0.5)	5.0	1 (2)	3.0 (1.5)	3.6

Snatch Block Drum Lifter & Plate Clamp



Heavy Duty Type Snatch Block



Wheel Dia. (inch)	Rated Load (ton)	Dia. of Wire Rope (inch)	Net Weight (kg)	
			Hook Type	Shackle Type
3.0	2.0	3/8	2.26	1.80
4.5	4.0	1/2	5.76	6.26
6.0	8.0	3/4	12.0	12.5

Marine Type Snatch Block



Wheel Dia. (inch)	Rated Load (ton)	Dia. of Wire Rope (mm)	Net Weight (kg)
4.0	2.0	16 - 18	3.2
5.0	3.0	18 - 20	6.7
6.0	5.0	20 - 22	10.8

Closed Type Snatch Block



Wheel Dia. (inch)	Rated Load (ton)	Dia. of Wire Rope (mm)	Net Weight (kg)	
			Single Wheel	Double Wheel
3.0	0.5	8.0	1.55	2.80
4.0	1.0	10.0	2.60	4.30
5.0	1.5	13.0	4.00	7.80
6.0	2.0	16.0	6.5	12.2
8.0	4.0	22.0	12.5	31.0
10.0	5.0	25.0	16.5	48.0

SUS304 Type Snatch Block (Single Wheel)



Wheel Dia. (mm)	Rated Load (kg)	Max. Dia. of Rope (mm)	Overall Length (mm)	Net Weight (kg)
15	35	6.0	60	0.04
20	75	8.0	70	0.06
25	150	11.0	82	0.11
32	250	12.0	95	0.16
50	400	13.0	124	0.37
75	750	15.0	175	0.83
100	1,500	16.5	200	1.56

*** Double wheel type is also available.

Drum Lifter

Rated Load	1.0 ton
Length	690 mm
Dia. of Master Link	13.0 mm
Dia. of Load Chain	6.3 mm
Test Load	2.0 ton
Net Weight	3.6 kg



Horizontal Plate Clamp

Model	Rated Load (ton)	Grab Opening (mm)	Eye Dia. D (mm)	Net Weight (kg)
HLC-1	1.0	1 - 13	72.0	1.6
HLC-2	2.0	3 - 22	96.0	3.9
HLC-3	3.0	12 - 35	80.0	9.0

Other Accessory



Inverter



Main Switch




Buzzer



Bumper



F.R. Unit & F.R.L. Unit



Power Cable



Control Cable



Clevis Grab Hook



Eye Sling Hook with Latch



Eye Sling Hook



Automobile Tow Hook



Alloy Steel Swivel Sling Hook with Latch



Snap Hook & Quick Link



Fashion Carabiner



Safety Latch



Pulley Block



Safety Harness



Ratchet Belt



1 to 4-Leg Slings



Turnbuckle



Roller Chain



Aluminium Ferrule



Swivel



Thimble



Wire Rope Clip