



KHC



Air Hoist
Air Trolley
Air Balancer
Light Track System (Steel)
Light Track System (Aluminium)

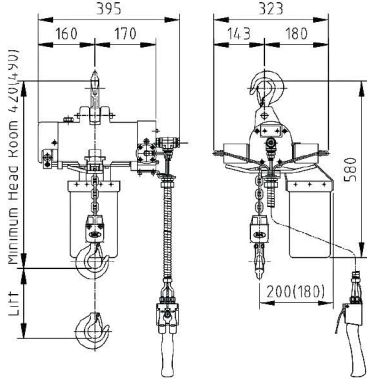
Scan to download
E-Catalog



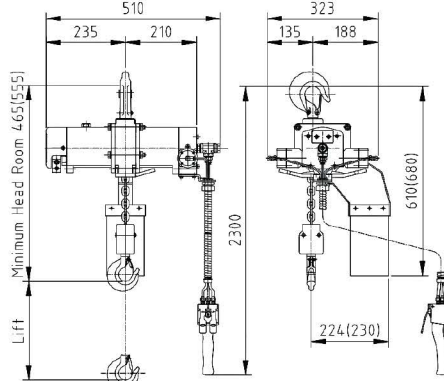


Air Chain Hoist & Air Trolley KA1 & KA2 Series

Air Chain Hoist - Model KA1S & KA2S



KA1S-025, 050 (100)



KA2S-100 (200)



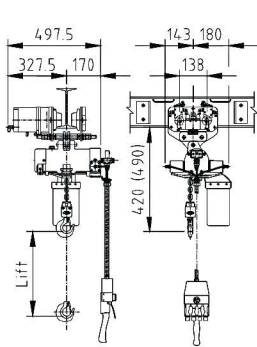
Main Features

- Superior operational efficiency and durability at high temperature, humidity and moisture
- Free speed control, low noise level and vibration
- Explosion proof at hazardous atmospheres
- Durable drum brake for safety breaking
- Compact design : light weight and portable

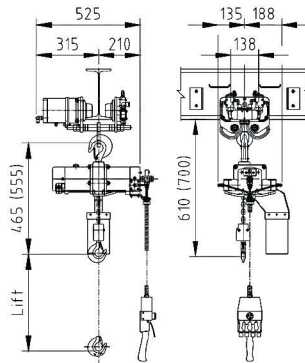
| Model | Rated Load (ton) | Load Chain | | Lifting Speed (m/min) | | | | Air Pressure (Bar) | Air Consumption (m ³ /min) | Hose Dia. (mm) | Net Weight (Lift 3 m) (kg) |
|-------------|------------------|------------|--------------|-----------------------|------|------------|------|--------------------|---------------------------------------|-----------------------------------|----------------------------|
| | | Dia. (mm) | No. of falls | No Load | | Rated Load | | | | | |
| | | | | Up | Down | Up | Down | | | | |
| KA1S-025 PB | 0.25 | 6.3 | 1 | 17.0 | 13.0 | 10.0 | 19.0 | 6 | 1.4 | Ø12 (L=1~10 m) Ø16 (L=10~22 m) | 23 |
| KA1S-050 PB | 0.5 | | | 17.0 | 15.0 | 7.5 | 24.0 | | | | 23 |
| KA1S-100 PB | 1.0 | | | 8.5 | 6.5 | 3.5 | 12.0 | | | | 33 |
| KA2S-100 PB | 1.0 | 7.1 | 1 | 9.0 | 7.0 | 5.0 | 9.0 | 1.8 | Ø12 (L=1~10 m) Ø16 (L=10~22 m) | 40 | |
| KA2S-200 PB | 2.0 | | | 4.5 | 3.5 | 2.3 | 5.5 | | | 45 | |

* Height of lift can be changed upon the usage.

Air Chain Hoist with Air Trolley - Model KA1M & KA2M



KA1M-025, 050 (100)



KA2M-100 (200)

| Model | Rated Load (ton) | Traversing Speed (m/min) | Net Weight (Lift 3 m) (kg) |
|-------------|------------------|--------------------------|----------------------------|
| KA1M-025 PB | 0.25 | 10 - 25 | 41 |
| KA1M-050 PB | 0.5 | | 47 |
| KA1M-100 PB | 1.0 | | 57 |
| KA2M-100 PB | 1.0 | 10 - 20 | 78 |
| KA2M-200 PB | 2.0 | | 86 |

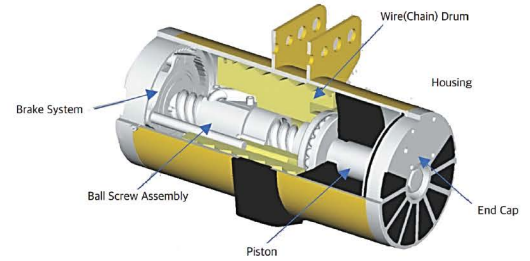
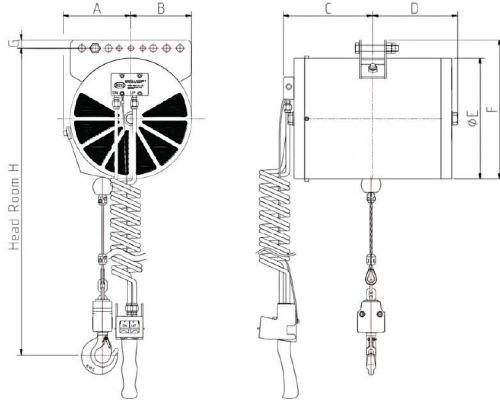
* Traversing Beam Width : 100 - 150 mm
* Min. Radius : 1,500 mm

Air Balancer

Air & Zero Balancer

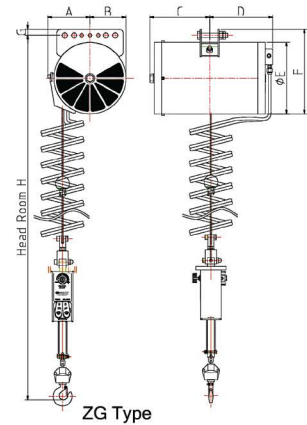
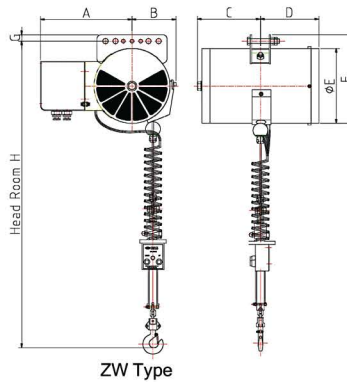


Air Balancer - Model KAB



| Model | Rated Load (kg) | Lift (m) | Air Pressure (bar) | Dimension (mm) | | | | | | | | Net Weight (kg) |
|-------------|-----------------|----------|--------------------|----------------|-----|-----|-----|-----|-----|----|-----|-----------------|
| | | | | A | B | C | D | E | F | G | H | |
| KAB-070-200 | 60 | 2.0 | 7 | 108 | 108 | 221 | 214 | 167 | 214 | 19 | 600 | 23 |
| KAB-100-300 | 100 | 3.0 | | 151 | 130 | 228 | 220 | 260 | 307 | 22 | 700 | 42.5 |
| KAB-160-200 | 150 | 2.0 | | 172 | 155 | 228 | 220 | 310 | 357 | 22 | 780 | 40 |
| KAB-230-200 | 220 | 2.0 | | 172 | 155 | 228 | 220 | 310 | 357 | 22 | 780 | 50 |

Zero Balancer - Model KAB-ZW / KAB-ZG

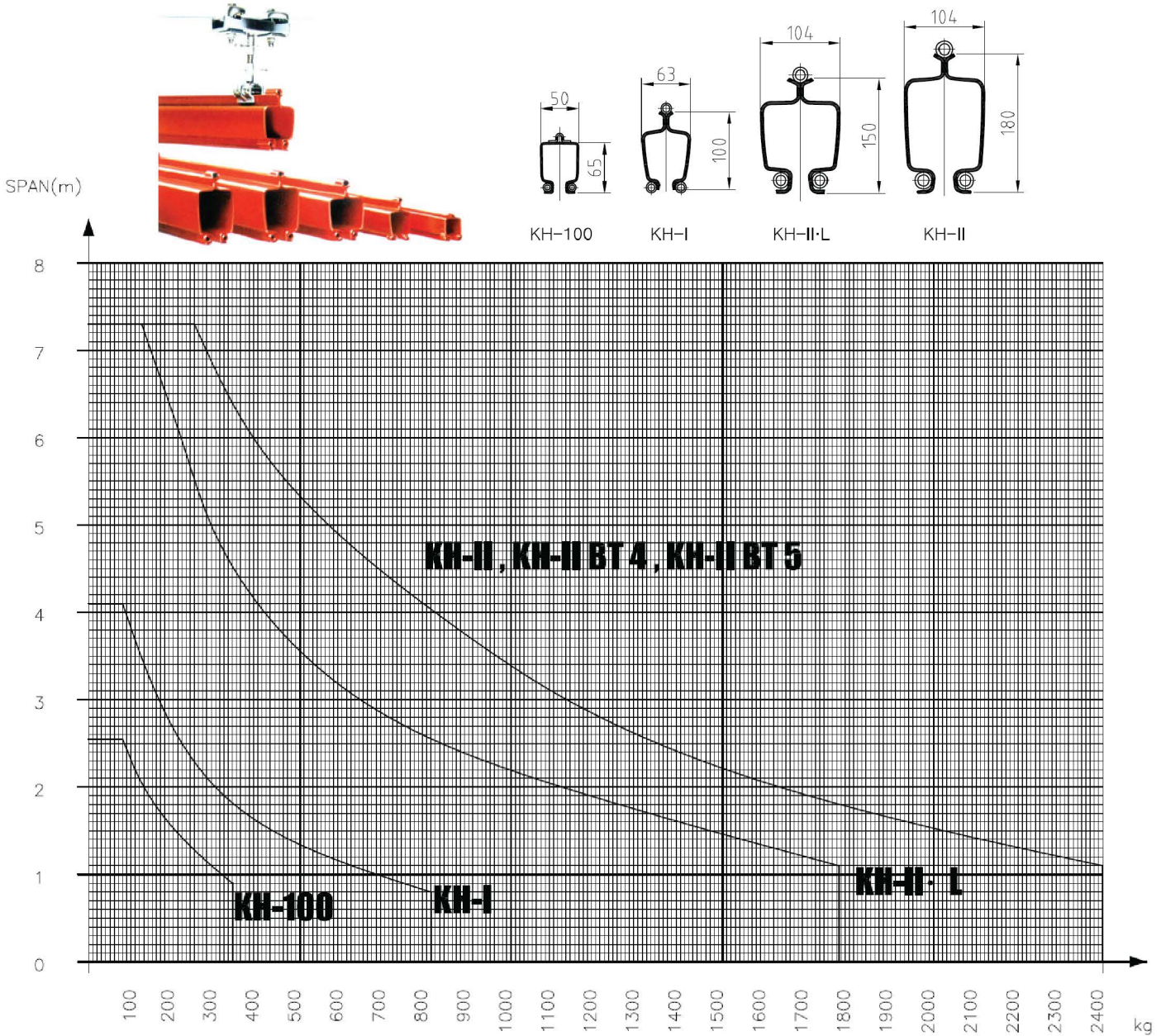


| Model | Rated Load (kg) | Lift (m) | Air Pressure (bar) | Dimension (mm) | | | | | | | | Net Weight (kg) |
|------------|-----------------|----------|--------------------|----------------|-----|-----|-----|-----|-----|----|-------|-----------------|
| | | | | A | B | C | D | E | F | G | H | |
| KAB-070 ZW | 60 | 2.0 | 7 | 267 | 108 | 214 | 199 | 167 | 217 | 19 | 1,000 | 33 |
| KAB-100 ZW | 100 | 3.0 | | 314 | 151 | 220 | 200 | 260 | 307 | 22 | 1,100 | 53 |
| KAB-160 ZW | 153 | 2.0 | | 108 | 108 | 214 | 221 | 167 | 214 | 19 | 1,100 | 50 |
| KAB-070 ZG | 60 | 2.0 | | 152 | 130 | 216 | 228 | 260 | 307 | 22 | 1,200 | 25 |
| KAB-100 ZG | 100 | 3.0 | | 152 | 130 | 216 | 228 | 260 | 307 | 22 | 1,200 | 45 |
| KAB-160 ZG | 153 | 2.0 | | 152 | 130 | 216 | 228 | 260 | 307 | 22 | 1,200 | 42 |

* ZW Type : Dual control method - Control by 5-10% force of weight with weight sensor / Control by grip

* ZG Type : Single control method - Control by grip

Steel Track Type Light Track System - Model KH (KT)

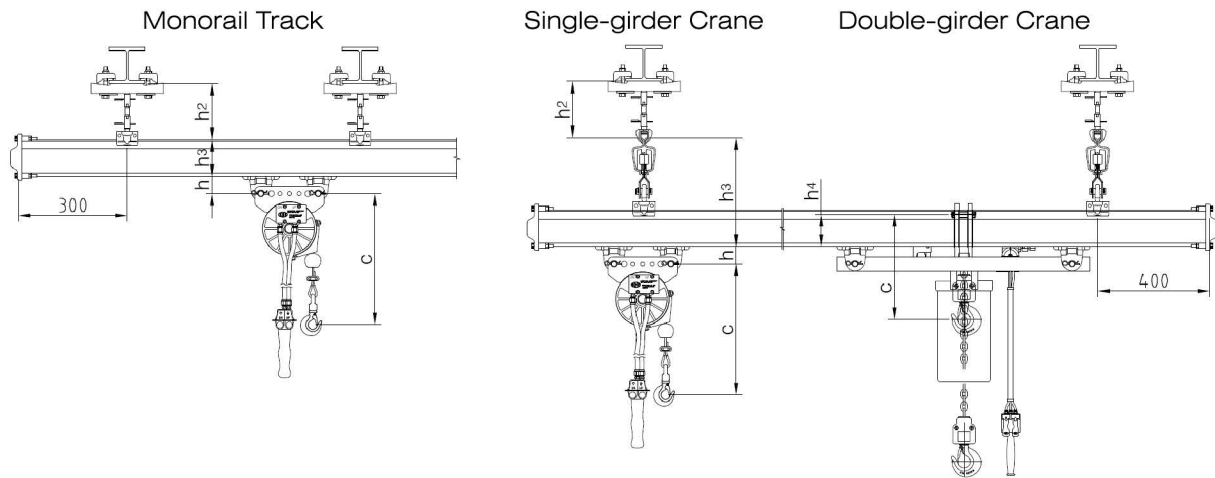


| Model | Section Inertia Moment [I_x] (cm ⁴) | Adjustable Headroom (mm) | Neutral Axis Approx. | Load Capacity (kg) | | | | | Unit Weight (kg/m) |
|---------|---|--------------------------|-----------------------|--------------------|-----|-----|------|-------|--------------------|
| | | | | 80 | 125 | 250 | 500 | 1,000 | |
| KH-100 | 26 | 220 | 35 mm from lower edge | 2.5 | 2.0 | - | - | - | 4.1 |
| KH-I | 80 | 250 | Section Center Line | 4.1 | 3.3 | 2.3 | 1.3 | - | 6.4 |
| KH-II-L | 345 | 370 | | 7.3 | 5.2 | 3.5 | 2.1 | 13.2 | |
| KH-II | 660 | 400 | | 7.3 | 5.2 | 3.3 | 17.0 | | |

Light Track System Steel Track

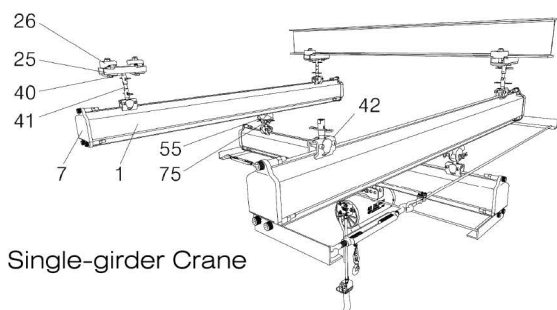


Dimension of System

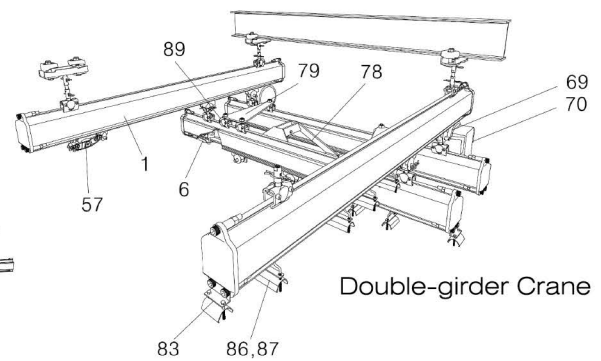


| Model | h (mm) | Short Suspension Fitting | h ₂ (mm) | | | | | h ₄ [Crab Frame] (mm) |
|--------|--------|--------------------------|-------------------------------|-----|-----|-----|-------|----------------------------------|
| | | | Long Suspension Fitting | | | | | |
| | | | Length of Suspension Rod (mm) | | | | | |
| | | | 80 | 100 | 300 | 600 | 1,000 | |
| KH-100 | 50 | 100 | 155 | - | 375 | 675 | 1,075 | - |
| KH-I | 48 | 95 | 150 | - | 370 | 670 | 1,070 | 94.3 |
| KH-III | 46 | 140 | - | 220 | 420 | 720 | 1,120 | 169 |
| KH-II | | | | | | | | |

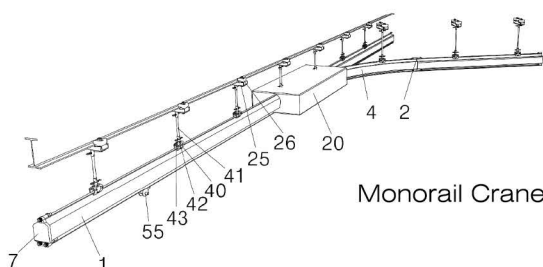
| System | h ₃ (mm) | | | | | | | | | | | | | | | |
|---------------|---------------------|-----|-----|------|-----|-----|-----|--------|-----|-----|-----|-------|-----|-----|-----|--|
| Runway | KH-100 | | | KH-I | | | | KH-III | | | | KH-II | | | | |
| Girder | 100 | I | III | 100 | I | III | II | 100 | I | III | II | 100 | I | III | II | |
| Single-girder | | | | | | | | | | | | | | | | |
| Double-girder | 242 | 272 | 337 | 272 | 302 | 367 | 397 | 320 | 350 | 415 | 445 | 350 | 380 | 445 | 475 | |
| Monorail | 65 | | | 100 | | | | 150 | | | | 180 | | | | |



Single-girder Crane

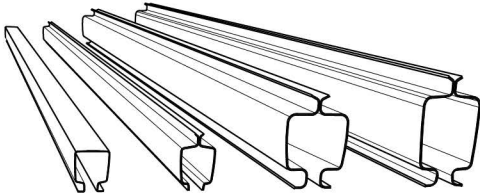


Double-girder Crane

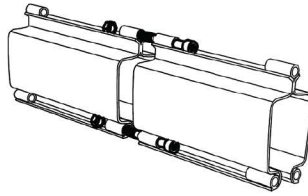


Monorail Crane

Steel Track Type Light Track Components



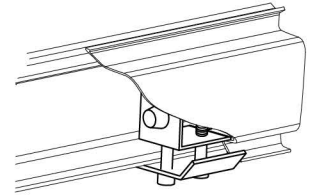
01
Straight Track



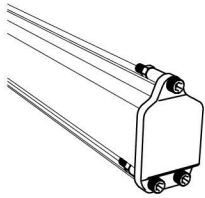
02
Joint Bolt Set



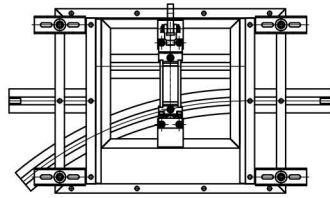
04
Curve Track



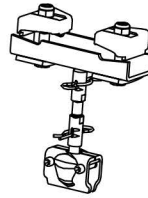
06
Internal Buffer Stop



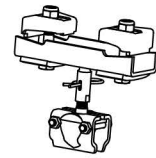
07
End Cap with Buffer



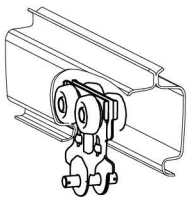
20
Track Switch



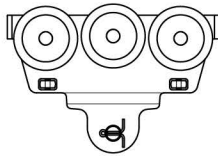
25 (X)L
Upper Suspension
Assembly
Long Type



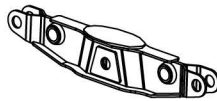
25 (X)S
Upper Suspension
Assembly
Short Type



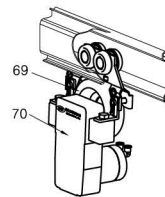
55
Trolley



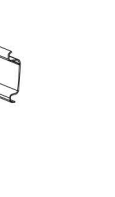
55-1
3-wheel
Trolley



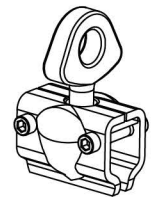
57
Load Bar




69
Trolley for
Friction Wheel




70
Friction Wheel
Travel Drive



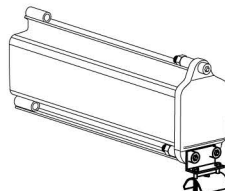
75
Crane
Suspension Eye



78
Crab Frame



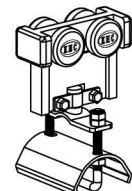
79
Bracing Frame



83
Cable Clamp



86
Hose Trolley
(Steel)

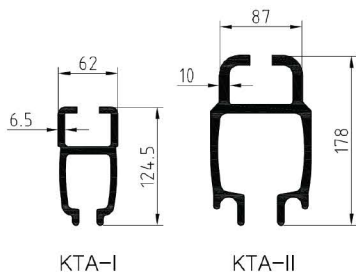
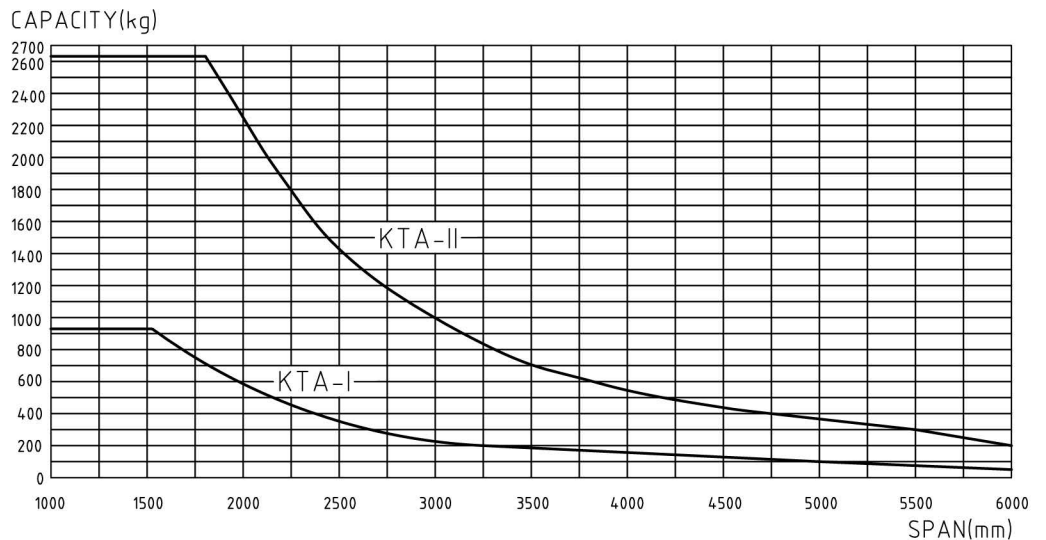


87
Cable Trolley
(Plastic)

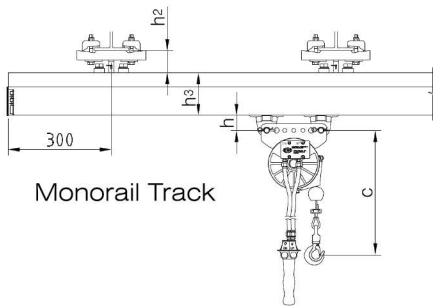
Light Track System Aluminium Track



Aluminium Track Type Light Track System - Model KTA

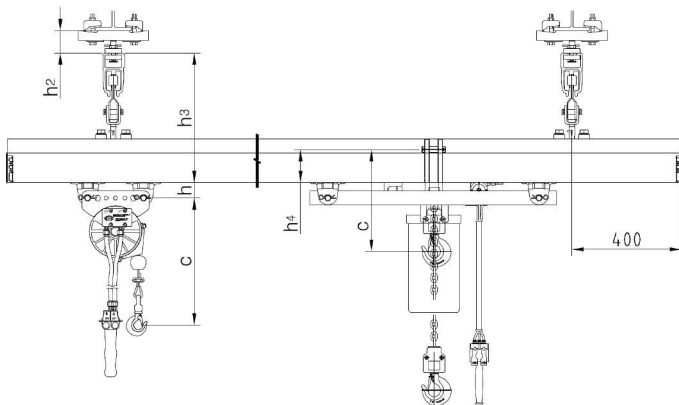


| Model | Adjustable Headroom (mm) | Max. Support Distance [Span] (m) | Load Capacity (kg) | | | | | Unit Weight (kg/m) |
|--------|--------------------------|----------------------------------|--------------------|-----|-----|-----|-------|--------------------|
| | | | 150 | 250 | 350 | 500 | 1,000 | |
| KTA-I | 250 | - | 4.1 | 2.8 | 2.5 | 2.3 | - | 5.70 |
| KTA-II | 400 | | - | - | 5.1 | 4.2 | 3.0 | 11.59 |



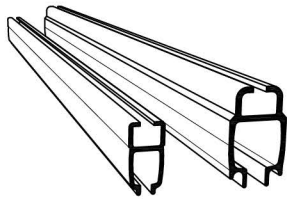
| Model | h (mm) | Short Suspension Fitting | h_2 (mm) | | | | | h_4 (mm) |
|--------|--------|--------------------------|-------------------------------|-----|-----|-----|-------|------------|
| | | | Long Suspension Fitting | | | | | |
| | | | Length of Suspension Rod (mm) | | | | | |
| | | | 80 | 100 | 300 | 600 | 1,000 | |
| KTA-I | 44 | 64 | 120 | - | 340 | 640 | 1,040 | - |
| KTA-II | 46 | 91 | - | 163 | 363 | 633 | 1,063 | 94.3 |

Single-girder Crane Double-girder Crane

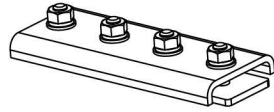


| System | h_3 (mm) | | | |
|---------------|------------|-----|--------|-----|
| Runway | KTA-I | | KTA-II | |
| Girder | I | II | I | II |
| Single-girder | | | | |
| Double-girder | 367 | 425 | 430 | 500 |
| Monorail | 124.5 | | 178 | |

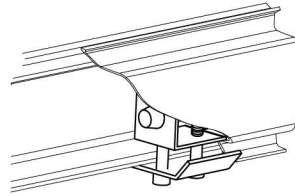
Aluminium Track Type Light Track Components



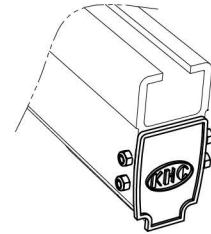
01
Straight Track



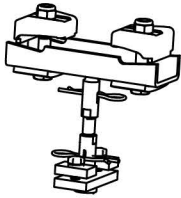
02
Joint Bolt Set



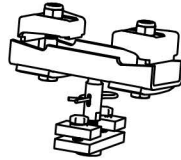
06
Internal Buffer Stop




07
End Cap



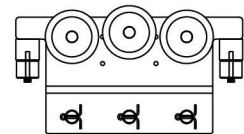
25 (X)L
Upper Suspension
Assembly
Long Type



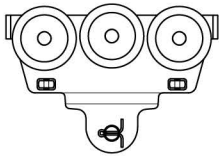
25 (X)S
Upper Suspension
Assembly
Short Type



55
Trolley



55-1
3-wheel
Trolley



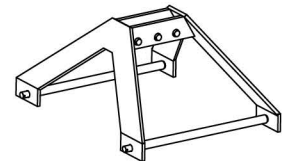
55-1
3 Wheel
Trolley



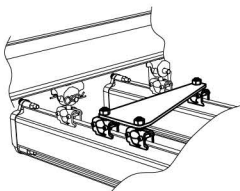
57
Load Bar



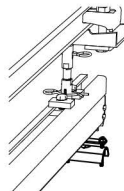
75
Crane
Suspension Eye



78
Crab Frame



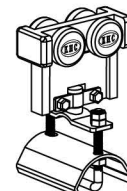
79
Bracing Frame



83
Cable Clamp



86
Hose Trolley
(Steel)



87
Cable Trolley
(Plastic)